

Cuando vivían



en blanco y negro

investiguemos

¿A qué jugaban a nuestra edad?

¿Qué hacían en vacaciones ?

¿Cómo celebraban los cumpleaños?



Fuente de la imagen

investiguemos

¿A qué edad empezaban a ir a la escuela?

¿Cómo eran las clases?

¿Qué material escolar usaban?



Fuente de la imagen

investiguemos

¿A qué edad se casaban?

¿Cómo celebraban las bodas?


¿Cuántos eran de familia?

¿Cómo organizaban las tareas domésticas?




Vida social en los 50

¿A qué jugaban a nuestra edad?




A rounded rectangular box with a light gray background and a thin dark border. It contains six horizontal lines for writing, spaced evenly from top to bottom.



A large, empty rectangular box with a light gray background and a thin dark border, occupying the right half of the slide.

Vida social en los 50

¿Qué hacían en vacaciones ?




A rounded rectangular box with a light gray background and a thin dark border. It contains six horizontal lines for writing, spaced evenly from top to bottom.



A large, empty rectangular box with a light gray background and a thin dark border, occupying the right half of the page. It is intended for a detailed response to the question.

Vida social en los 50

¿Cómo celebraban los cumpleaños?




A rounded rectangular box with a light gray background and a thin dark border. It contains six horizontal lines for writing, spaced evenly from top to bottom.




A large, empty rectangular box with a light gray background and a thin dark border, occupying the right half of the page. It is intended for a detailed response to the question.

Vida social en los 50

¿A qué edad empezaban a ir a la escuela?




A rounded rectangular box with a light gray background and a thin dark border. It contains six horizontal lines for writing, spaced evenly from top to bottom.




A large, empty rectangular box with a light gray background and a thin dark border, occupying the right half of the page. It is intended for a detailed response to the question.

Vida social en los 50

¿Cómo eran las
clases?




A light gray rounded rectangular box with six horizontal lines for writing.




A large light gray rectangular box for writing.

Vida social en los 50

¿Qué material escolar usaban?




A light gray rounded rectangular box with a thin black border, containing six horizontal lines for writing.



A large, empty light gray rectangular box with a thin black border, intended for a detailed response.

Vida social en los 50

¿A qué edad se casaban?




A rounded rectangular box with a light gray background and a thin dark border. It contains six horizontal lines for writing, spaced evenly from top to bottom.



A large, empty rectangular box with a light gray background and a thin dark border, occupying the right half of the page. It is intended for a detailed response to the question.

Vida social en los 50

¿Cómo celebraban las bodas?




A light gray rounded rectangular box with a thin dark border, containing six horizontal lines for writing.




A large, empty light gray rectangular box with a thin dark border, intended for a detailed response.

Vida social en los 50

¿Cuántos eran de familia?




A light gray rounded rectangular box with a thin black border, containing seven horizontal lines for writing.




A large, empty light gray rectangular box with a thin black border, intended for writing.

Vida social en los 50

¿Cómo organizaban las tareas domésticas?



A light gray rounded rectangular box with a thin dark border, containing six horizontal lines for writing.



A large, empty light gray rectangular box with a thin dark border, intended for a detailed response.