



ANEXO 6. ELEMENTOS PROPIOS DE CADA PAISAJE



ATLÁNTICO


CIPRÉS



ABETO



ABEDUL



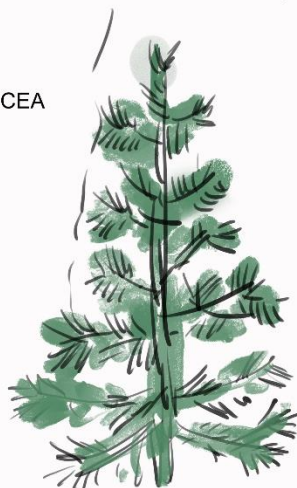
HAYA



CASTAÑO



PINCEA



HELECHO



ACEBO






MEDITERRÁNEO



PINO



OLIVO



ENCINA



ALMENDRO



PALMERA



ADELFA



SABANA



BAOBAB


ACACIA

BAOBAB

ARBOL CANDELABRO




SELVA TROPICAL



PALMERA




LIANA




ÁRBOL DEL CAUCHO



ANTURIO



HELICONIA



MONSTERA



SANSEVERIA



PLANTAS EPIFITAS