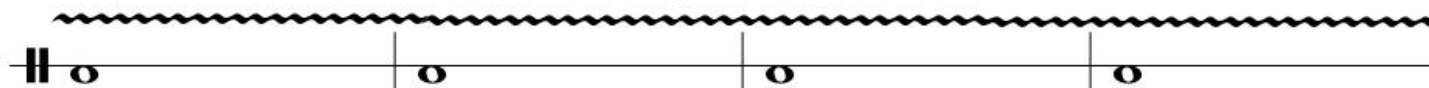
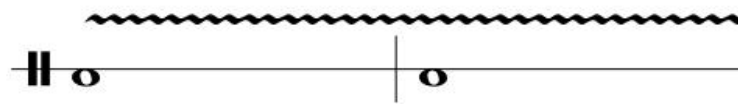



Marcha Turca - MOZART

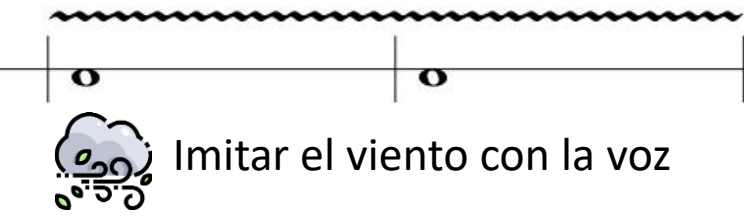

The image displays a musical score for 'Marcha Turca' by Mozart, presented in a simplified, visual format. It consists of four staves of music, each with a 4/4 time signature. The notes are represented by black stems and heads, with some beamed together. Below each staff, there are icons representing the notes: yellow suns for quarter notes and black crescent moons for eighth notes. The score is divided into measures by vertical bar lines. The first staff starts with a treble clef and a 4/4 time signature. The second and third staves start with a double bar line. The fourth staff also starts with a double bar line. The icons are placed directly below the notes they represent, creating a visual rhythm guide.




Imitar el viento con la voz



Imitar el viento con la voz



Imitar el viento con la voz



Marcha Turca - MOZART

The image displays a musical score for 'Marcha Turca' by Mozart, presented in a simplified, rhythmic format. The score is organized into four horizontal staves, each beginning with a treble clef and a 4/4 time signature. The music is written on a single-line staff with notes and rests. Below the musical notation, a series of icons are placed to indicate the physical actions corresponding to the rhythm: clapping hands (represented by two hands with sound waves) and hand-drumming (represented by two hands on a drum). The sequence of icons is as follows: Staff 1: Clap, Clap, Drum, Clap, Clap, Clap, Drum, Clap, Clap, Clap, Drum, Clap, Clap, Clap, Drum, Clap. Staff 2: Drum, Clap, Drum, Clap, Drum, Clap, Drum, Clap, Clap, Clap, Drum, Clap, Drum, Drum, Drum, Clap. Staff 3: Drum, Clap, Drum, Clap, Drum, Clap, Drum, Clap, Clap, Clap, Drum, Clap, Drum, Drum, Drum, Clap. Staff 4: Clap, Clap, Drum, Clap, Clap, Clap, Drum, Clap, Clap, Clap, Drum, Clap, Clap, Clap, Drum, Clap.

Musical staff 1: A sequence of four whole notes followed by eight eighth notes. A wavy line above the staff covers the first four notes. An icon of a pair of shoes is positioned below the first note, and an icon of clapping hands is positioned below each of the eight eighth notes.

Musical staff 2: A sequence of two whole notes followed by eight eighth notes, then two whole notes. A wavy line above the staff covers the first two notes, and another wavy line covers the last two notes. An icon of a pair of shoes is positioned below the first note, and an icon of clapping hands is positioned below each of the eight eighth notes. A second icon of a pair of shoes is positioned below the final note.

Musical staff 3: A sequence of eighth notes, quarter notes, and eighth notes. An icon of clapping hands is positioned below the first eighth note, and an icon of a person dancing is positioned below the first quarter note. This pattern of clapping hands and dancing icons repeats for the entire staff.